



Romex  
INTERNATIONAL SCHOOL



# HOLIDAY

## Homework

Learn • Explore • Enjoy

Make your holidays  
meaningful and fun  
with learning,  
creativity and kindness.



WISHING YOU A HAPPY  
AND SAFE HOLIDAY!



## General Instructions:

❖ *Kindly follow the below mentioned instructions to do the Homework:*

*The Holidays Homework has been divided into separate Categories. For example:*

**Part – A (Written and Learning work)**

**Part – B (Project work)**

**Part – C (Assignments)**

*Do the Holidays Homework neatly & in legible handwriting.*

❖ *Apart from the Holidays Homework also help your ward to revise the syllabus done in the Class for all the subjects till date.*

❖ *Kindly prepare a beautiful folder for the holiday homework, decorate and label it well (refer to the sample pic).*

❖ ***Best 3 Holidays Homework per section shall be awarded and the best models shall be selected for Exhibition.***

❖ *Parents are requested to help their wards to complete the homework under their guidance.*

❖ *Holiday's homework should be submitted positively by **6<sup>th</sup> July 2026***

***The School also desires you to adhere to the following guidelines for a fulfilling break:***

- 1. Wake up early in the morning.*
- 2. Follow a Fitness Routine. Do easy exercises / go for running/walk with your parents early in the morning.*
- 3. Indulge yourself in Sports and Games.*
- 4. Study well.*
- 5. Maintain Good Health and Hygiene.*
- 6. Stay indoors and in shaded places as much as possible.*
- 7. Use an umbrella / hat / cap when outside.*
- 8. Drink enough water and salted drinks (lemonade, fruit juices, ORS) frequently. Avoid junk food & eat healthy homemade food.*
- 9. Respect & obey your elders.*

## **Suggestion For Parents**

- \* Make sure that you spend quality time with your ward.*
- \* Giving them small responsibility in household chores will make them independent.*
- \* Teach them the importance of moral values in life. Remember the four magic words ....PLEASE, THANK YOU, SORRY and EXCUSE ME. Help them to make these a part of their personality.*
- \* Indulge yourself in various games with them.*
- \* Read out any one Hindi/ English short story every day.*
- \* Encourage them to converse in English at home.*



Enjoy, Fun &  
**Enriching**  
activities all  
through the break!





# EMBELLISHING SKILLS



**BOOK**

**READING**





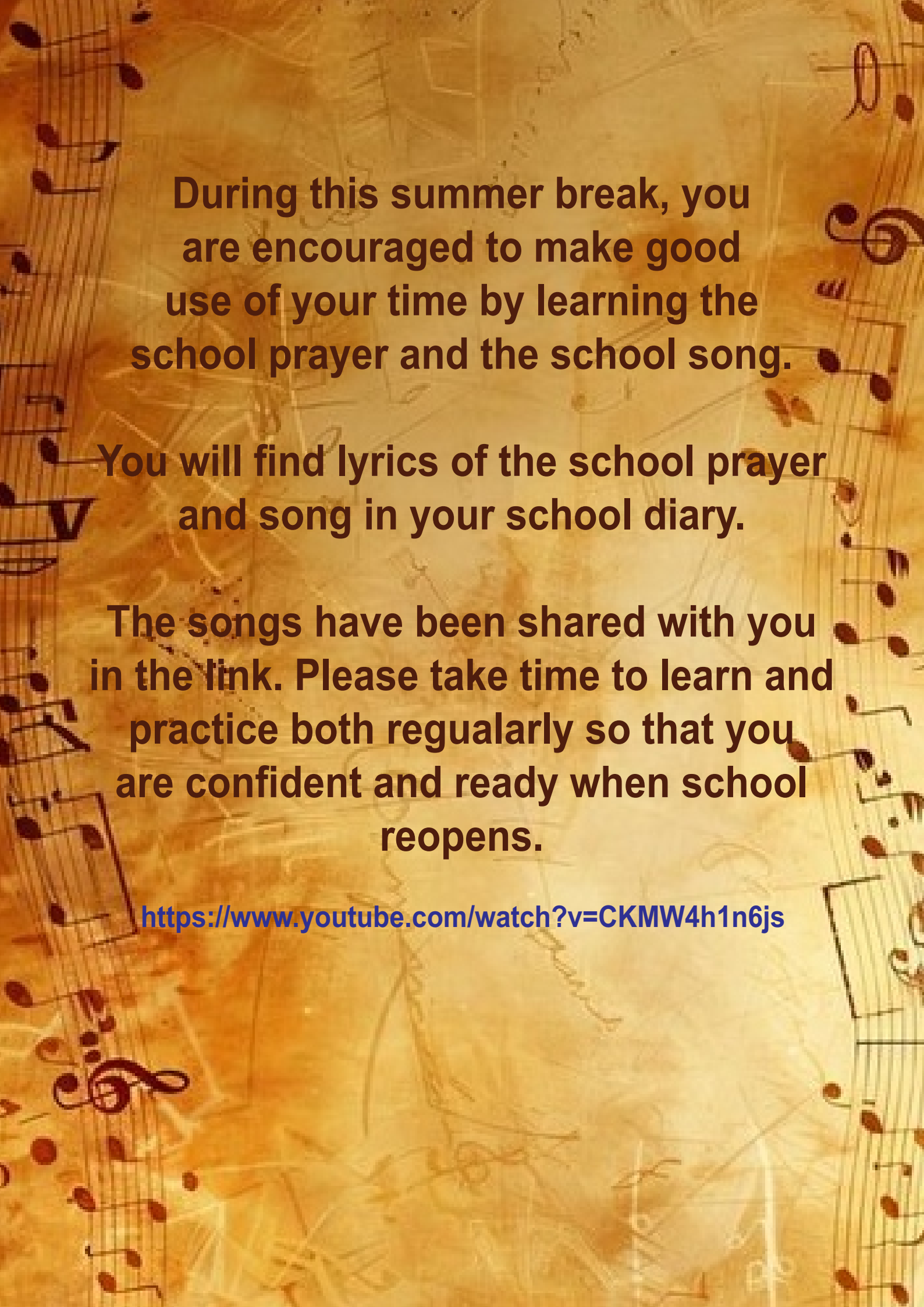
*Click The links below to read:*

**SUDHA MURTY**  
**The Magic of the Lost Temple**

<https://www.youtube.com/watch?v=QT1WOpIfHIQ>

**GULLIVER'S TRAVELS**

<https://www.youtube.com/watch?v=fiCMKLg3SxM>

The background of the entire page is a warm, golden-brown color with a subtle, textured pattern. It is decorated with several musical staves and notes. The staves are arranged vertically, with some notes and clefs visible. The notes are in various colors, including dark brown, red, and gold. The overall aesthetic is musical and artistic.

**During this summer break, you are encouraged to make good use of your time by learning the school prayer and the school song.**

**You will find lyrics of the school prayer and song in your school diary.**

**The songs have been shared with you in the link. Please take time to learn and practice both regularly so that you are confident and ready when school reopens.**

<https://www.youtube.com/watch?v=vq-vqNKQggY>

# Mirror Talks- Speak & Reflect



Each day, the child will stand in front of a mirror and speak for one minute on a topic of his/her choice while observing himself/herself, smiling, and speaking clearly. After the talk, he/she will write a simple sentence in his/her mirror journal summarizing what he/she said. Click on the link below for the details of the activity.

# Manner-A-Table



Watch the given video and  
practice the table manners at home.

Record your video of practicing the same.

# Folding Clothes



## Try It Out! What to do:

1. Choose 4-5 items, including tricky ones like a shirt or jeans.
2. Learn folding techniques by observing an adult or using a video tutorial.
3. Practice folding weekly and try helping others too.
4. Create a collage or step-by-step guide of your folding process. Paste or bring it after the holidays.
5. Write a short paragraph on what you learned and how it made you feel. Ex. : "This task taught me discipline and helped me support my family in small ways."

# **SORT & KNOT**



- Learn How to tie your shoe lace.
- Arrange your book shelf and bag  
(According to the class time table)

# Arrange Your Wardrobe



Learn to arrange your wardrobes. Children learn to organize their wardrobes by sorting cloths by type, season, or colour while creating a neat, accessible space.



## Summer Assignment

Subject : English

Name \_\_\_\_\_ Roll No: \_\_\_\_\_ Class & Sec \_\_\_\_\_

---

### English- Part A

1. Do 10 pages English writing.
2. Read pages 15 and 16 from Petals English book.

### English - Part ( B )

1. Roll no 1 to 20, Draw or paste 5 fruits on A 3 sheet
2. Roll no 21 to 41, Write 5,5 words with vowels on A 3 sheet















Subject : English

Summer Assignment

Name: \_\_\_\_\_ Roll No: \_\_\_\_\_ Date: \_\_\_\_\_ Class I / Sec: \_\_\_\_\_

Q1. Write a/an/the in the blanks.

	_____ elephant		_____ orange
	_____ sun		_____ owl
	_____ bicycle		_____ umbrella
	_____ earth		_____ moon
	_____ doll		_____ ant
	_____ turtle		_____ pencil

Q2. Fill in the blanks using a/an/the.

- \_\_\_\_\_ cow came down the street. \_\_\_\_\_ cow was white in colour.
- We planted \_\_\_\_\_ apple tree in our garden. \_\_\_\_\_ tree is now four feet tall.
- We bought \_\_\_\_\_ chocolate cake. \_\_\_\_\_ cake had nuts and sparkles on top.


- d) He is \_\_\_\_\_ honest boy.
- e) I saw \_\_\_\_\_ unicorn in the movie.
- f) This is \_\_\_\_\_ useful tool.
- g) I go to \_\_\_\_\_ school every day.
- h) \_\_\_\_\_ moon and \_\_\_\_\_ stars are twinkling in the sky.
- i) \_\_\_\_\_ pencils in my pouch are all sharpened.
- j) Please give me \_\_\_\_\_ book you are reading.

**Q3. Tick the correct article.**

- a) He wants to buy **(a / an)** orange shirt.
- b) We met **(a / an)** artist at the exhibition.
- c) **(A / An)** eagles are flying in **(a / the)** sky.
- d) Do not take more than **(a / an)** hour to do this.
- e) You can keep your books in **(a / the)** shelf in my room.

**Q4. Complete the passage with the right article.**

Once upon \_\_\_\_\_ time, there was \_\_\_\_\_ little girl called Radha. She lived in \_\_\_\_\_ village with her parents. \_\_\_\_\_ village was near \_\_\_\_\_ Arabian Sea. Radha had \_\_\_\_\_ aunt who lived near her house. One day, \_\_\_\_\_ man came with \_\_\_\_\_ elephant. He took \_\_\_\_\_ children for \_\_\_\_\_ ride on \_\_\_\_\_ elephant. \_\_\_\_\_ children loved \_\_\_\_\_ ride.



## Summer Assignment

Subject : English

Name \_\_\_\_\_ Roll No: \_\_\_\_\_ Class & Sec \_\_\_\_\_

### हिंदी – भाग A

1. मधुश्री पुस्तक में से सुलेख करें – पेज नंबर 31, 37, 38, 39, 41, 42।

3 इन 1 कॉपी में करें।

2. पेज 38 और 39 की रीडिंग करें।

### Hindi – Part B

#### Roll No. 1–20

1. दो, तीन, चार अक्षर वाले शब्दों के 2-2 चित्र बनाकर A3 शीट पर लगाइए।

#### Roll No. 21–41

2. रंग और व्यंजन के नाम A3 शीट पर लिखें।




ग्रीष्मावकाश कार्य

विषय : हिन्दी

नाम: \_\_\_\_\_ कक्षा: \_\_\_\_\_ | दिनांक: \_\_\_\_\_ अनुक्रमांक : \_\_\_\_\_

**प्र1. दिए गए चित्रों में अंतर ढूँढिए और रंग भरिए ।**



**प्र2. सही शब्द पर गोला लगाइए ।**

1. क्यूंकि / क्यौंकि      2. सबेरा / सवेरा      3. लिखिए / लिखीए  
4. सडक / सडक      5. मछलियां / मछलियाँ      6. किताब / कीताब

**प्र3. जो नाम समूह से मेल नहीं खाते उन पर गोला लगाइए ।**

1. आम      अनार      सेब      आलू      केला  
2. पेपर      पेंसिल      पेन      रबड़      कोट  
3. कार      स्कूटर      साइकिल      बस      हवाई जहाज  
4. रीटा      दादी      नानी      चाचा      मामा

**प्र4. मिलान कीजिए।**

1.	यह	कल आगरा जा रहा हूँ।
2.	तुम्हारा	रोहित का घर है।
3.	में	घर कौन-सा है?
4.	आप	पुस्तक कहाँ है?
5.	मेरी	क्या पढ़ रहे हैं?

**प्र5. शब्दों को सही क्रम में लगाकर वाक्य बनाइए।**

1. पूरब / दिशा / से / है / निकलता / सूरज ।

2. किताब / यश / है / पढ़ता।

3. वन / में / दहाड़ता / है / शेर।

**प्र6. आपने अपनी गर्मियों की छुट्टियों में क्या- क्या सीखा है ? चित्र बनाकर लिखिए ।**



---

---

---



## Summer Assignment

Subject : English

Name \_\_\_\_\_ Roll No: \_\_\_\_\_ Class & Sec \_\_\_\_\_

---

### **EVS- Part A**

1. Learn 10 body parts names
2. Learn spellings of your father's and mother's names.

### **EVS- Part B**

1. Roll No. 1-20 Draw or paste 10 body parts on an A3 sheet
2. Roll No. 21-41 Draw a family tree.



**Subject : EVS**

**Worksheet 1**

Name: \_\_\_\_\_ Class I/Sec. \_\_\_\_\_ Roll No. \_\_\_\_\_

**A. Fill in the blanks.**

school      boy      girl      five      six      class I

**My name is \_\_\_\_\_.**

**I am \_\_\_\_\_ years old.**

**I am a \_\_\_\_\_.**

**I study in \_\_\_\_\_.**

**The name of my \_\_\_\_\_ is Bal Bharati Public School.**

**B. Colour the correct box.**

a. I have  white  black  yellow teeth.






b. I have  black  brown  blue eyes.

c. I have  brown  black  white hair.

**C. Choose and colour the correct box.**

I wake up early in the morning.	Yes	No
I exercise in the morning.	Yes	No
I play outdoor games with my friends.	Yes	No
I listen to my teacher.	Yes	No
I share my toys with my friends.	Yes	No


**D. Look at the pictures and cross the things you cannot do with the sense organ in each box.**

	mobile	ice cream	soup
	music	waterfall	Red
	song	pink	Music
	flower	song	Perfume
	hot	run	Cold


**E. Draw a smiley  for the things that you can do yourself.**




packing school bag



combing hair



study





## Summer Assignment

Subject : English

Name \_\_\_\_\_ Roll No: \_\_\_\_\_ Class & Sec \_\_\_\_\_

---

### Maths - Part A

1. Learn 1 to 100 counting
2. Learn tables from 2 to 5
3. Learn number names from 1 to 20

### Maths- Part B

1. Roll no. 1 to 20, Make a train using coloured paper and write numbers 1 to 20 on each coach. DO it on an A3 sheet.
2. Roll no. 21 to 41 Make a caterpillar with circles. Write back counting from 20 to 1 in each circles. Do it on an A3 sheet.




**Subject : Maths**

**Name:** \_\_\_\_\_ **Class I/Sec:** \_\_\_\_\_ **Roll No.** \_\_\_\_\_

---

---

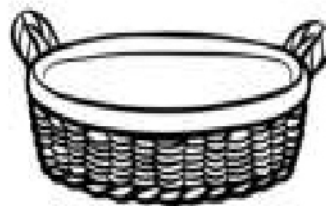

**Q1. Colour the tallest tree:**




**Q2. Draw a pen on the table and a ball under the table.**



**Q3. Count the balls in each basket and write the number in the box given below.**



**Q4. Colour the lighter fruit.**



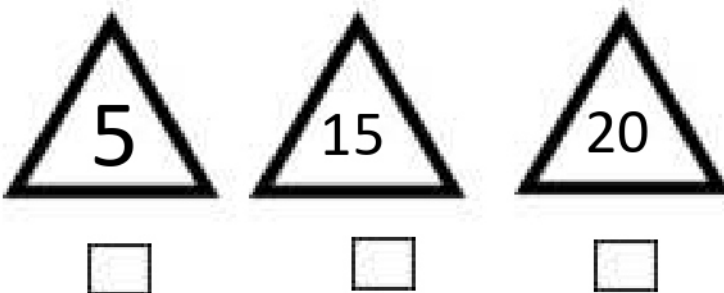
**Q5. Complete the series.**

1		3	4			7			10
11			14		16		18	19	


**Q6. Match following numbers with their number names.**

- |       |           |
|-------|-----------|
| a) 14 | Eleven    |
| b) 17 | Five      |
| c) 10 | Fourteen  |
| d) 5  | Seventeen |
| e) 11 | Ten       |

**Q7. Tick the smallest number.**



**Q8. Write the missing numbers.**



**Q9 Draw objects as per the number given and write the number name.**

Object	Number	Number Name
	<b>15</b>	
	<b>12</b>	
	<b>18</b>	

**Q10 Answer the following.**

- The smallest number among 7, 4, 8 is \_\_\_\_\_.
- The greatest number among 6, 4, 9 is \_\_\_\_\_.
- 1 more than 0 is \_\_\_\_\_.
- The number just after 7 is \_\_\_\_\_.

**Q11 Write the missing numbers.**

- 5, \_\_\_\_\_, \_\_\_\_\_, \_\_\_\_\_, 9, \_\_\_\_\_
- 9, 10, \_\_\_\_\_, \_\_\_\_\_, \_\_\_\_\_, \_\_\_\_\_
- 7, 6, \_\_\_\_\_, \_\_\_\_\_, \_\_\_\_\_, \_\_\_\_\_
- 

**Q12 Colour the box with number greater than 6.**

3	7	4	2	5
---	---	---	---	---

**Q.13 Write counting and number names 1 to 100**



## Summer Assignment

Subject : Computer

Name \_\_\_\_\_ Roll No: \_\_\_\_\_ Class & Sec \_\_\_\_\_

---

### Part - A

- Complete your pending work
- Learn all the work done in class

### Part -B

Make chart paper according to the roll number

- Draw one natural things on A4 sheet
- Draw one man- made thing on A4 sheet

## 1. Identify the Things

Write **N** for Natural Things and **M** for Man-Made Things.

1. Sun \_\_\_\_\_
  2. Chair \_\_\_\_\_
  3. Tree \_\_\_\_\_
  4. Computer \_\_\_\_\_
  5. River \_\_\_\_\_
  6. Car \_\_\_\_\_
  7. Mountain \_\_\_\_\_
  8. Pencil \_\_\_\_\_
- 

## 2. True or False

Write **True** or **False**.

1. A computer is a machine. \_\_\_\_\_
  2. Humans are made by machines. \_\_\_\_\_
  3. A fan is a man-made thing. \_\_\_\_\_
  4. Trees are natural things. \_\_\_\_\_
  5. Machines can help people do work faster. \_\_\_\_\_
  6. A river is made by humans. \_\_\_\_\_
- 

## 3. Draw and Color

**Draw one Natural Thing**

\_\_\_\_\_

**Draw one Man-Made Thing**

\_\_\_\_\_

---

## 4. Write Five Lines on Uses of Computers

1. \_\_\_\_\_
2. \_\_\_\_\_

3. \_\_\_\_\_
  4. \_\_\_\_\_
  5. \_\_\_\_\_
- 

## 5. Match the Following

### Column A

Computer

Tree

Car

Sun

### Column B

Natural Thing

Machine

Man-Made Thing

Natural Thing