



Romex
INTERNATIONAL SCHOOL



HOLIDAY

Homework

Learn • Explore • Enjoy

Make your holidays
meaningful and fun
with learning,
creativity and kindness.



WISHING YOU A HAPPY
AND SAFE HOLIDAY!



General Instructions:

❖ *Kindly follow the below mentioned instructions to do the Homework:*

The Holidays Homework has been divided into separate Categories. For example:

Part – A (Written and Learning work)

Part – B (Project work)

Part – C (Assignments)

Do the Holidays Homework neatly & in legible handwriting.

❖ *Apart from the Holidays Homework also help your ward to revise the syllabus done in the Class for all the subjects till date.*

❖ *Kindly prepare a beautiful folder for the holiday homework, decorate and label it well (refer to the sample pic).*

❖ ***Best 3 Holidays Homework per section shall be awarded and the best models shall be selected for Exhibition.***

❖ *Parents are requested to help their wards to complete the homework under their guidance.*

❖ *Holiday's homework should be submitted positively by **6th July 2026***

The School also desires you to adhere to the following guidelines for a fulfilling break:

- 1. Wake up early in the morning.*
- 2. Follow a Fitness Routine. Do easy exercises / go for running/walk with your parents early in the morning.*
- 3. Indulge yourself in Sports and Games.*
- 4. Study well.*
- 5. Maintain Good Health and Hygiene.*
- 6. Stay indoors and in shaded places as much as possible.*
- 7. Use an umbrella / hat / cap when outside.*
- 8. Drink enough water and salted drinks (lemonade, fruit juices, ORS) frequently. Avoid junk food & eat healthy homemade food.*
- 9. Respect & obey your elders.*

Suggestion For Parents

- * Make sure that you spend quality time with your ward.*
- * Giving them small responsibility in household chores will make them independent.*
- * Teach them the importance of moral values in life. Remember the four magic wordsPLEASE, THANK YOU, SORRY and EXCUSE ME. Help them to make these a part of their personality.*
- * Indulge yourself in various games with them.*
- * Read out any one Hindi/ English short story every day.*
- * Encourage them to converse in English at home.*



Enjoy, Fun &
Enriching
activities all
through the break!





EMBELLISHING SKILLS



BOOK

READING






Click The links below to read:

SUDHA MURTY
The Magic of the Lost Temple

<https://www.youtube.com/watch?v=QT1WOpIfHIQ>

GULLIVER'S TRAVELS

<https://www.youtube.com/watch?v=fiCMKLg3SxM>



During this summer break, you are encouraged to make good use of your time by learning the school prayer and the school song.

You will find lyrics of the school prayer and song in your school diary.

The songs have been shared with you in the link. Please take time to learn and practice both regularly so that you are confident and ready when school reopens.

<https://www.youtube.com/watch?v=vq-vqNKQggY>

Mirror Talks- Speak & Reflect



Each day, the child will stand in front of a mirror and speak for one minute on a topic of his/her choice while observing himself/herself, smiling, and speaking clearly. After the talk, he/she will write a simple sentence in his/her mirror journal summarizing what he/she said. Click on the link below for the details of the activity.

Manner-A-Table



Watch the given video and
practice the table manners at home.

Record your video of practicing the same.

Folding Clothes



Try It Out! What to do:

1. Choose 4-5 items, including tricky ones like a shirt or jeans.
2. Learn folding techniques by observing an adult or using a video tutorial.
3. Practice folding weekly and try helping others too.
4. Create a collage or step-by-step guide of your folding process. Paste or bring it after the holidays.
5. Write a short paragraph on what you learned and how it made you feel. Ex. : "This task taught me discipline and helped me support my family in small ways."

SORT & KNOT



- Learn How to tie your shoe lace.
- Arrange your book shelf and bag
(According to the class time table)

Arrange Your Wardrobe



Learn to arrange your wardrobes. Children learn to organize their wardrobes by sorting cloths by type, season, or colour while creating a neat, accessible space.

Summer Assignment

Subject : Hindi

Name _____ Roll No: _____ Class & Sec _____

Part A Literature

1. अपनी पाठ्यपुस्तक के पाठ-3 "मैं बड़ा हूँ" (बालकथा) को अपनी 3 in one copy पर लिखें। (सुलेख)
2. पाठ-3 "मैं बड़ा हो रहा हूँ" के शब्दार्थ अपनी 3 in one copy पर लिखें।
3. अपनी पाठ्यपुस्तक के पेज 39 की भोजन तालिका को भरें तथा सप्ताह के अंत में देखिए कि आप कौन सा आहार अधिक लिया और कौन सा कम।

Part B Hindi Project Work

1. अपनी पाठ्यपुस्तक के पेज 29 की कविता को A3 sheet पर लिखें।
2. अपने आसपास दिखाई देने वाले पाँच पक्षियों के चित्र चिपकाकर उनकी आवाजें लिखें। (In A3 sheet)



Romex
INTERNATIONAL SCHOOL

विषय: हिन्दी

ग्रीष्मावकाश कार्य

नाम: _____ कक्षा: 2 दिनांक: _____ अनुक्रमांक : _____

प्र1. विद्यालय जाने से पहले आप कौन-कौन से काम करते हैं? घेरा लगाकर बताइए।

यूनिफार्म पहनना	पढ़ना	नाश्ता करना
बैग लगाना	नहाना	टिफिन खाना
सोना	लड़ना	टिफिन रखना

प्र2. 'श' या 'स' लिखकर शब्द पूरे कीजिए।

- (क) शी____ (ख) _____ड़क (ग) _____रबत
(घ) _____पेरा (ङ) _____लगम (च) _____ीटी
(छ) _____रगम (ज) _____ब्जियाँ (झ) _____रीफ़ा

प्र3. वर्णों को उलट-पुलट करके सही शब्द बनाइए।

- (क) या तै री - _____ (ख) ससा मो - _____
(ग) सली हे - _____ (घ) ठा मि ई - _____

प्र4. खाली स्थान भरिए।

- (क) _____ खा। (खजूर / सूरज)
(ख) _____ पी। (धूल / दूध)
(ग) _____ काट। (नाखून / बबूल)
(घ) _____ नाचा। (आलू / भालू)
(ङ) _____ कर। (चूड़ी / पूजा)

प्र5. नीचे कुछ वर्ण दिए गए हैं। उन्हें जोड़कर कुछ शब्द बनाइए।

र	प	न	थ	न	द	ल
स	व	श	ग	च	क	ध

प्र6. सही शब्द चुनकर वाक्य पूरे कीजिए।

- (क) मेरे पास _____ पुस्तकें हैं। (मीठी/तीन)
- (ख) अनन्या ने _____ खिलौना खरीदा। (बढ़िया/चतुर)
- (ग) माँ ने आज _____ खीर बनाई है। (तीन/स्वादिय)
- (घ) बगीचे में _____ फूल खिले हैं। (रंग-बिरंगे/मीठे)
- (ङ) अमन ने _____ कमीज़ पहनी है। (सच्ची/नई)

प्र7. तीन- तीन नाम लिखिए।

- (क) आपके दोस्त / सहेली - _____
- (ख) फ़लों के नाम - _____
- (ग) जंगल में रहने वाले जानवरों के नाम - _____
- (घ) सब्जियों के नाम - _____
- (ङ) जगहों के नाम - _____
- (च) नदियों के नाम - _____
- (छ) मिठाइयों के नाम - _____

प्र8. अपने शहर को साफ़ बनाने के लिए कोई दो उपाय लिखिए।

Summer Assignment

Subject : Maths

Name _____ Roll No: _____ Class & Sec _____

Part A

Revise all the work done in the class. to be done in separate 3 in 2 notebook.

1. Learn and write 2 to 12
2. Learn and write counting 101 to 500
3. Learn and write number name 101 to 150

Part B Charts

Make a beautiful chart as per your

1. Roll No. 1 to 12 Make a shapes with their sides and corner. (Maximum 8 shapes)
2. Roll No. 13 to 25 use earbuds to make roman no. 1 to 10

Model

1. Roll no. 1 to 12 use matchsticke and make a maths symbols : like as (+, -, x, <, >, =)
2. Roll no 13 to 25- Use Ice cream stick and make beautiful watch to hang in your class.

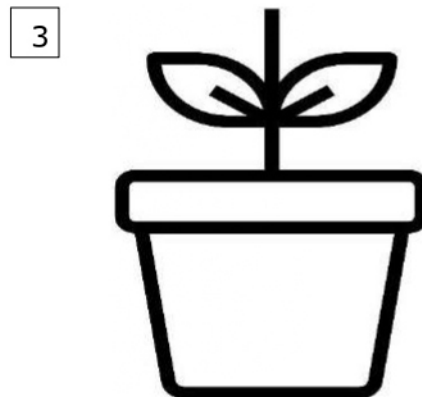
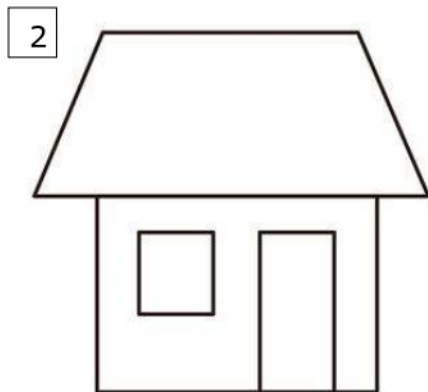
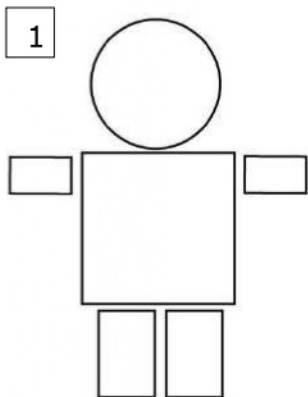


Summer Assignment

Subject : Maths

Name: _____ **Roll No:** _____ **Date:** _____ **Class II/ Sec:** _____

Q1. Count and write the number of vertical, horizontal, and slanting lines in the figures given below.



lines	figure 1	figure 2	figure 3
vertical			
horizontal			
slanting			

Q2. Complete the following series. (Skip count by 5)

1. 105, _____, 115, _____, 125, _____, 135, _____, 145, _____

2. 205, _____, 215, _____, 225, _____, 235, _____, 245, _____

3. 310, _____, 320, _____, 330, _____, 340, _____, 350, _____

4. 415, _____, 425, _____, 435, _____, 445, _____, 455, _____

Q3. State whether the statement is true/false.



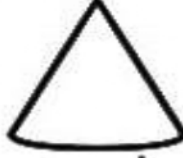
a. One hundred sixty three comes just after one hundred sixty two. _____

b. Three hundred ninety five comes just before three ninety four. _____

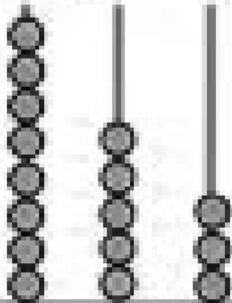


c. Eight hundred sixty comes in between eight fifty-seven and eight fifty eight. _____

d. Two hundred fifty comes just after two forty nine. _____

Q4. Colour the shapes and draw one object similar to each shape shown below.

<p>cylinder</p> 		<p>sphere</p> 		<p>cone</p> 	
---	--	---	--	---	--

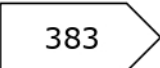

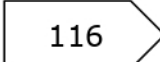
Q5. Look at the given abacus and write the number it shows.

 <p>H T O</p> <p><input type="text"/></p>	 <p>H T O</p> <p><input type="text"/></p>	 <p>H T O</p> <p><input type="text"/></p>
--	--	--

Q6. Write the place and place value of the underlined digit.

Number	Place	Place Value
1. 7 <u>5</u> 3		
2. 6 <u>4</u> 0		
3. <u>3</u> 08		

Q7. Write the expanded form of the following numbers.

- a)  _____
- b)  _____
- c)  _____

Q8. Fill in the missing number.

a) $54 = \underline{\quad} + 4$

b) $\underline{\quad} = 100 + 20 + 7$



Summer Assignment

Subject : English

Name _____ Roll No: _____ Class & Sec _____

Part A : English Literature

1. Read the poem "Who Says the Sky is Blue?" and write it in A3 sheet.
2. Write the ways "To Reduce Food Waste" in 3 in one copy.
3. Write cursive writing from writing book till Pg. No. 22.

Part B: English Project Work

1. Make a fun and simple musical instrument called pan pipe.(From Eng. Lit Pg. No. 43)
2. Paste 5 musical instruments with their name in A3 sheet.

Subject : English

Summer Assignment

Name: _____ Roll No: _____ Date: _____ Class II/ Sec: _____

Q1. Read the passage carefully and answer the questions given below.

Summer holidays are always fun. Sonu went to his grandmother's house during his summer holidays. He went for long walks with his cousins in the mornings. They played hide and seek in the evening. They sat under the trees and drank lemonade. He also did his schoolwork during the day. Sonu's favourite activity was listening to stories by his grandmother at night. He had a great time.

a) Where did Sonu go during his summer holidays?

Ans _____

b) What did he do in the mornings?

Ans _____

c) When did he do his schoolwork?

Ans _____

d) What was Sonu's favourite activity?

Ans _____

e) Rearrange the words to form meaningful sentences.

i) stories / his / loved / Sonu / grandmother's / listening / to

Ans _____

ii) under / sat / trees / the / they

Ans _____

ii) evening / in / hide and seek / played / they / the

Ans _____

Q2. Choose the correct blend to complete the word and label the pictures.

a) _____ ash (**spl / scr**)

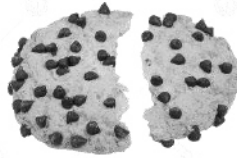


b) _____ aw (**spl / str**)

c) _____ ew (**spl / scr**)

d) _____ atch (**scr / str**)

e) _____ it (**scr / spl**)



Q3. Read the poem, underline the blend words and write them in the box.

Blends Are Fun!

I saw a frog do a splendid dive,
With a giant splash, it came alive!
Water began to sprinkle and spin,
Making me laugh with a splish-splashy grin.

We climbed a hill, so strong and straight,
With stripes of flowers looking great.
A squirrel began to scramble and race,
Leaving a scratch on a rocky place.

A spring of joy was in the air,
With blended sounds found everywhere!
So listen close and you might hear,
Blends like scr, spl, str, and spr near!

spl

scr

spr

str

Summer Assignment

Subject : EVS

Name _____ Roll No: _____ Class & Sec _____

Part A

Revise all the work done in class

Read the ch-4 and underline the hard words and their meaning.

Part B Charts

Make a beautiful chart as per your Roll No.

Note : Mention your Name, class and Roll no. at the bottom of the chart

Roll No. 1 to 12 : Make a family tree with their pictures and name with their relations

Roll No.13 to 25 : Sense organ (external sense organ paste the pictures with their name.

Models :

Make a handmade first aid box by using.

1. Chart Paper
2. Glue
3. Decorative item
4. Small medical equipment



Summer Assignment

Subject : EVS

Name: _____ **Roll No:** _____ **Date:** _____ **Class II/ Sec:** _____

Q1. Write the names of your family members.

1. Father's Name: _____
2. Mother's Name: _____
3. Brother's/Sister's Name(s): _____
4. Grandfather's Name: _____
5. Grandmother's Name: _____

Q2. Match the family member with the correct relation. Draw a line to match.

Column A	Column B
uncle	Your mother's mother
grandmother	Your father's brother
cousin	Your uncle's or aunt's child
sister	Your parents' daughter

Q3. What we do for each other. Tick the things you do for your family and they do for you.

- Help in the kitchen
- Say "I love you"
- Share toys
- Go for a walk together
- Help with homework
- Listen to each other
- Fight all the time
- Eat meals together
- Celebrate festivals
- Watch TV together

Q4. What do you love the most about your family?

Q5. How do you help your parents at home?

Q6. Who do you play with the most in your family? Why?

Q7. What does your family do on holidays?

Q8. Write one rule you follow at home.


Q9. Write a line about your favourite family member and why you like them.

You can start like this:

"My favorite family member is _____

because _____."

Q10. Draw a picture of your family in the space below. Don't forget to add a smile!





Summer Assignment

Subject : Computer

Name _____ Roll No: _____ Class & Sec _____

Part - A

- Complete your pending work
- Learn all the work done in class

Part -B

Make chart paper according to the roll number

- Draw a mouse on A4 sheet
- Draw a keyboard on A4 sheet

Subject : Computers

Part A: Human vs. Machine

Computers are smart, but they are different from humans. Write "**Human**" or "**Computer**" next to each statement.

1. Works very fast and never gets tired: _____
 2. Can think and take their own decisions: _____
 3. Does not make mistakes: _____
 4. Needs food and water to live: _____
 5. Has feelings and emotions: _____
 6. Has a very large memory and never forgets: _____
-

Part B: Input & Output Devices

Sort the computer parts into the correct boxes.

Word Bank:

Monitor | Keyboard | Printer | Mouse | Speakers | Microphone | Scanner | Headphones

Input Devices (Give orders)	Output Devices (Show results)
1. _____	1. _____
2. _____	2. _____
3. _____	3. _____
4. _____	4. _____