



Romex
INTERNATIONAL SCHOOL



HOLIDAY

Homework

Learn • Explore • Enjoy

Make your holidays
meaningful and fun
with learning,
creativity and kindness.



WISHING YOU A HAPPY
AND SAFE HOLIDAY!



General Instructions:

- ❖ *Kindly follow the below mentioned instructions to do the Homework:
The Holidays Homework has been divided into separate Categories. For example:*
 - Part – A (Written and Learning work)**
 - Part – B (Project work)**
 - Part – C (Assignments)***Do the Holidays Homework neatly & in legible handwriting.*
- ❖ *Apart from the Holidays Homework also help your ward to revise the syllabus done in the Class for all the subjects till date.*
- ❖ *Kindly prepare a beautiful folder for the holiday homework, decorate and label it well (refer to the sample pic).*
- ❖ ***Best 3 Holidays Homework per section shall be awarded and the best models shall be selected for Exhibition.***
- ❖ *Parents are requested to help their wards to complete the homework under their guidance.*
- ❖ *Holiday's homework should be submitted positively by **6th July 2026***

The School also desires you to adhere to the following guidelines for a fulfilling break:

1. *Wake up early in the morning.*
2. *Follow a Fitness Routine. Do easy exercises / go for running/walk with your parents early in the morning.*
3. *Indulge yourself in Sports and Games.*
4. *Study well.*
5. *Maintain Good Health and Hygiene.*
6. *Stay indoors and in shaded places as much as possible.*
7. *Use an umbrella / hat / cap when outside.*
8. *Drink enough water and salted drinks (lemonade, fruit juices, ORS) frequently. Avoid junk food & eat healthy homemade food.*
9. *Respect & obey your elders.*

Suggestion For Parents

- * *Make sure that you spend quality time with your ward.*
- * *Giving them small responsibility in household chores will make them independent.*
- * *Teach them the importance of moral values in life. Remember the four magic wordsPLEASE, THANK YOU, SORRY and EXCUSE ME. Help them to make these a part of their personality.*
- * *Indulge yourself in various games with them.*
- * *Read out any one Hindi/ English short story every day.*
- * *Encourage them to converse in English at home.*



Enjoy, Fun &
Enriching
activities all
through the break!





EMBELLISHING SKILLS



BOOK

READING





Click The links below to read:

SUDHA MURTY
The Magic of the Lost Temple

<https://www.youtube.com/watch?v=QT1WOpIfHIQ>

GULLIVER'S TRAVELS

<https://www.youtube.com/watch?v=fiCMKLg3SxM>

During this summer break, you are encouraged to make good use of your time by learning the school prayer and the school song.

You will find lyrics of the school prayer and song in your school diary.

The songs have been shared with you in the link. Please take time to learn and practice both regularly so that you are confident and ready when school reopens.

<https://www.youtube.com/watch?v=ATqpMqcSwAw>

Mirror Talks- Speak & Reflect



Each day, the child will stand in front of a mirror and speak for one minute on a topic of his/her choice while observing himself/herself, smiling, and speaking clearly. After the talk, he/she will write a simple sentence in his/her mirror journal summarizing what he/she said. Click on the link below for the details of the activity.

Manner-A-Table



Watch the given video and
practice the table manners at home.

Record your video of practicing the same.

Folding Clothes



Try It Out! What to do:

1. Choose 4-5 items, including tricky ones like a shirt or jeans.
2. Learn folding techniques by observing an adult or using a video tutorial.
3. Practice folding weekly and try helping others too.
4. Create a collage or step-by-step guide of your folding process. Paste or bring it after the holidays.
5. Write a short paragraph on what you learned and how it made you feel. Ex. : "This task taught me discipline and helped me support my family in small ways."

SORT & KNOT



- Learn How to tie your shoe lace.
- Arrange your book shelf and bag
(According to the class time table)

Arrange Your Wardrobe



Learn to arrange your wardrobes. Children learn to organize their wardrobes by sorting cloths by type, season, or colour while creating a neat, accessible space.



Summer Assignment

Subject : E V S

Name _____ Roll No: _____ Class & Sec _____

Part : A

Learn all the work done in the class.

Complete the pending work.

Part B. CHART

Make a beautiful chart Roll No. 1-19

Different traditional dresses worn in different states. (At least 8 – 10 Draw or paste pictures related to it.

Roll No. 20 onwards

Community helpers and the places they work at (At least 8 -10)

For eg.- Greengrocer -- market.



Subject: EVS

Date: _____

Name: _____

Class III/Sec: _____ **Roll No.** _____

=====

Q1. Arrange the following animals according to their size in the table given below.





Spider	lion	rat	fox	tiger	bear
housefly	kangaroo	ostrich	dog	ladybird	
mongoose	giraffe	whale	bat	cat	

Very big animals	Big animals	Small animals	Very small animals	Tiny animals

Q2. Write true or false against each statement.

- a. Animals use their tail for different purposes. _____
- b. The thin tail of a kangaroo helps it to maintain its balance. _____
- c. The long bushy tail of a squirrel helps it to fly away insects that sit on it. _____
- d. Cows and buffaloes have thin long tails. They use their tails to keep the balance while leaping and climbing. _____
- e. A monkey uses its long tail to swing from one branch to another. _____
- f. A fish uses their tail fin to change direction while moving in water. _____
- g. All animals that have wings can fly. _____
- h. Some animals sleep during the day and are active at night. _____

Q3. Colour the pictures, identify and classify the animals as herbivores, carnivores, omnivores, or scavengers



Q4. Circle the correct option.

A. Ravi saw an animal that lives both in water and on land. It has smooth, slippery skin and jumps high. Which animal did he see?

- (a) turtle (b) duck (c) frog (d) deer

B. Mia saw an animal in her garden. It had six legs, a pair of antennae, and could fly. Which animal did Mia most likely see?

- (a) frog (b) butterfly (c) rabbit (d) fish

Q5. Circle the odd one out.

- | | | | |
|--------------|--------|-----------|----------|
| a) lion | tige | dog | leopard |
| b) crow | parrot | eagle | rabbit |
| c) frog | fish | crocodile | elephant |
| d) butterfly | ant | snake | honeybee |

Summer Assignment

Subject : English

Name _____ Roll No: _____ Class & Sec _____

PART – A

- Revise all the work done in the class.
- Write 15 pages of cursive writing in your English writing book.
- Write one creative paragraph (10–15 lines) on the following topics:
 1. My Favourite Animal
 2. My Best Friend

READING ACTIVITY

- Read one English storybook during the holidays.
- Write the name of the story and your favourite character in the notebook.

PART B

Make a creative model as per your Roll No. –

- Roll No. 1-14 Prepare an “Alphabet Scrapbook” with pictures for each letter.
- Roll No. 15 onwards Make a mini dictionary of 100 new words



Subject: English

Date: _____

Name: _____

Class III/Sec: _____ Roll No. _____

=====

Q1. Circle the Proper Nouns and underline the Common Nouns in the sentences below.

1. Ravi went to the park in the evening.
2. Delhi is the capital of India.
3. My brother and I like to eat mangoes.
4. Mrs. Sharma teaches us English.
5. The dog chased the cat around the garden.

Q2. Sort the words into Common Nouns and Proper Nouns.

Neha, Pune, river, Mumbai, boy, Taj Mahal, teacher, apple, Ganga, school

Common Nouns	Proper Nouns

Q3. Write P for Proper Noun and C for Common Noun.

- | | | | |
|-------------|-------|-------------|-------|
| 1. banana | _____ | 4. Red Fort | _____ |
| 2. Rohit | _____ | 5. flower | _____ |
| 3. mountain | _____ | 6. America | _____ |

Q4. Punctuate the following sentences.

1. where is my book

2. my name is tina

3. we went to agra last sunday

4. do you like ice cream

Q5. Fill in the blanks with suitable conjunctions (and, but, or, because).

1. I wanted to play outside _____ it was raining.
2. Would you like tea _____ coffee?
3. She is kind _____ helpful.
4. He was late _____ he missed the bus.
5. The room was big _____ it was very dark.

Q6. Use the correct punctuation mark (. or ?) to complete the given sentences.

1. How old are you ____
2. The sun rises in the east ____
3. Is this your bag ____
4. My father is a doctor ____
5. What is your name ____

Q7. Fill in the blanks with is, am, or are.

1. She _____ my best friend.
2. I _____ very happy today.
3. They _____ playing in the garden.
4. He _____ a good singer.
5. We _____ going to the zoo tomorrow.

Q8. Read the given passage and answer the following questions.

A little bird lived in a big tree. Every day, it flew around the tree and chirped happily. It had many friends, like squirrels, butterflies, and even frogs. The bird loved to sing early in the morning when the sun came up. It sang songs that made everyone smile. One day, the weather turned cloudy, and it started to rain. The bird went inside its nest and waited for the rain to stop. Soon, the sun came out again, and the bird flew happily around the tree, greeting its friends.

1. What did the bird do every day?

2. Who were the bird's friends?

3. What happened when it started to rain?

4. Find the word in the passage that is the opposite of 'happy'.

5. Write the opposite of the word 'cloudy'.

6. What did the bird do after the rain stopped?

a) went inside their nest

b) flew around, greeting its friends



Summer Assignment

Subject : Mathematics

Name _____ Roll No: _____ Class & Sec _____

PART-A

Revise all the work done in the class.

Learn and write tables from 2 to 12 (in separate 3 in 1 note book)

PART-B

CHARTS

Make a beautiful chart as per your Roll No. -

Roll No. 1 to 19 → Place value and face value with definition and examples.

Roll No. 20 - 36 → 3D Shape

Chapter 1 : Numbers up to 10,000

1. Write in Words

a) 4,325 = _____

b) 9,108 = _____

c) 7,640 = _____

d) 2,999 = _____

e) 10,000 = _____

2. Addition

1. $4,325 + 2,143 =$ _____

2. $7,654 + 1,234 =$ _____

3. $5,678 + 3,210 =$ _____

4. $8,999 + 567 =$ _____

5. $2,468 + 4,321 =$ _____

6. $245 + 132 =$ ____

7. $356 + 243 =$ ____

8. $128 + 471 =$ ____

9. $564 + 235 =$ ____

10. $317 + 182 =$ ____

Word Problems:

1. Riya has 125 candies and her friend gave her 143 more. How many candies does she have now?

2. A library has 256 story books and bought 132 new books. How many books are there in total?

3. There are 345 students in one school bus and 124 students in another bus. How many students are there altogether _____

4. A shop sold 3,245 toys on Monday and 2,134 toys on Tuesday. How many toys were sold altogether?

5. There are 4,560 books in one library and 3,220 books in another library. Find the total number of books.

3. Subtraction

1. $8,765 - 2,143 =$ _____

2. $9,000 - 4,567 =$ _____

3. $7,654 - 2,321 =$ _____

4. $6,789 - 3,456 =$ _____

5. $10,000 - 5,432 =$ _____

Word Problems

1. A farmer had 8,540 mangoes. He sold 3,215 mangoes. How many mangoes are left?

2. A school collected 9,000 rupees for charity and spent 4,750 rupees. How much money is left?

3. Fun Activity

a. Write the greatest 4-digit number: _____

b. Write the smallest 4-digit number: _____

c. Arrange in ascending order:

4,567, 2,345, 9,876, 1,234

d. Arrange in descending order:

7,890, 5,432, 8,765, 2,111

Summer Assignment

Subject : Hindi

Name _____ Roll No: _____ Class & Sec _____

भाग - क

• कक्षा में कराए गए सम्पूर्ण कार्य की पुनरावृत्ति करें।
अवकाश कार्य 3-in-1 नोटबुक में करें।

1. 15 पृष्ठ सुलेख लिखें और अक्षरों की बनावट सही होनी चाहिए।
2. निम्नलिखित विषयों पर सुगठित लेख [10-15](#) पंक्तियों में लिखें :-

मेरा पालतू पशु :-

1. गाय
2. बिल्ली
3. घर में पाई जाने वाली किन्हीं 10 पुल्लिंग और 10 स्त्रीलिंग वस्तुओं की सूची बनाएं।

भाग - ख

चार्ट

• अपने अनुक्रमांक अनुसार सुन्दर चार्ट तैयार करें :-

1. Roll No. [1-13](#) → डाकघर की किन्हीं 4 बचत योजनाओं के बारे में लिखें व याद करें और उनसे संबंधित चित्र चिपकाएँ।
2. Roll No. 14-26 → एक चार्ट पर वृक्ष का चित्र बनाकर उस पर परिवार के सदस्यों का चित्र चिपकाएँ और सभी सदस्यों के विषय में [2-3](#) पंक्तियाँ लिखें।
3. Roll No. 27-38 → एक चार्ट पर गीले और सूखे कूड़े के लिए प्रयोग होने वाले कूड़ेदानों के रंग लिखकर उनके चित्र बनाएं या चिपकाएँ।



खंड – अ

प्रश्न – 1 : निम्न गद्यांश को पढ़कर पूछे गए प्रश्नों के उत्तर लिखिए –

श्याम को एक दिन कक्षा में पढ़ाया गया कि किस तरह गोबर, घास-फूस और सब्जियों आदि के छिलकों से खाद बनाई जा सकती है। बस फिर क्या था, श्याम को गाय की उपयोगिता पता चल गई। उसने अपने पापा की मदद से अपने किचन गार्डन में छोटा-सा गड्ढा खोदा। उसमें तीन-चार दिन तक गाय का गोबर और सब्जियों के छिलके डालता रहा। फिर उसे घास-फूस से ढक दिया और उस पर रोज़ थोड़ा-थोड़ा पानी का छिड़काव करता रहा। फिर दूसरा गड्ढा भी इसी तरह तैयार किया। बीस-पच्चीस दिनों के बाद पहले गड्ढे में खाद तैयार हो गई।

- I. श्याम को कक्षा में क्या पढ़ाया गया?
- II. श्याम ने गड्ढा कहाँ खोदा?
- III. खाद कितने दिनों में तैयार हुई?
- IV. पाठ्यांश में से संयुक्त वर्ण वाले शब्द चुनकर लिखिए।

खंड – ब

प्रश्न – 2 अपने नाम के पहले अक्षर से शुरू होने वाले 50 शब्दों की एक छोटी डिक्शनरी बनाइए।

प्रश्न – 3 दो दिनों के अवकाश हेतु प्रधानाचार्य जी को प्रार्थना पत्र लिखिए।

प्रश्न – 4 : निम्न शब्दों के समानार्थी शब्द मिलान करके लिखिए –

समानार्थी	शब्द
सूरज	नभ
संसार	उपवन
पक्षी	रवि
फूल	जग
आकाश	रात्रि
बगीचा	खग
रात	पुष्प



Summer Assignment

Subject : Computer

Name _____ Roll No: _____ Class & Sec _____

Part A. (Chart)

- Complete your pending works
- Learn all the work done in class

Part - B (Model)

Draw desktop on chart with colouring



Class : III

Holiday Home Work

Subject : Computer

Q.1 Choose the Correct Word (Keyboard / Mouse / Monitor / CPU)

1. _____ is used to type letters and numbers.
2. _____ shows pictures and text.
3. _____ is used to click and point.
4. _____ is called the brain of the computer.

Q.2 Write T for true statement and F for false statements

1. A printer is used to print documents. _____
2. We can eat a computer. _____
3. A mouse is an input device. _____
4. Monitor is used to watch output. _____
5. CPU stands for Central Processing Unit. _____

Q.3 scramble the Unscramble the Words.

1. RMONITO → _____
2. YEKDROBA → _____
3. OUESM → _____
4. TNIRPER → _____

Q.4 Answer the following Questions

1. What is a computer?

2. Name two output devices.

3. Which device is used for printing?

Part E – Fun Activity

Colour the picture of a computer and label its parts:

- Monitor
- Keyboard
- Mouse
- CPU

Think and Write

Write 3 places where computers are used:

1.

2.

3.
