



Romex  
INTERNATIONAL SCHOOL



# HOLIDAY

## Homework

Learn • Explore • Enjoy

Make your holidays  
meaningful and fun  
with learning,  
creativity and kindness.



WISHING YOU A HAPPY  
AND SAFE HOLIDAY!



### General Instructions:

- ❖ *Kindly follow the below mentioned instructions to do the Homework:  
The Holidays Homework has been divided into separate Categories. For example:*
  - Part – A (Written and Learning work)**
  - Part – B (Project work)**
  - Part – C (Assignments)***Do the Holidays Homework neatly & in legible handwriting.*
- ❖ *Apart from the Holidays Homework also help your ward to revise the syllabus done in the Class for all the subjects till date.*
- ❖ *Kindly prepare a beautiful folder for the holiday homework, decorate and label it well (refer to the sample pic).*
- ❖ ***Best 3 Holidays Homework per section shall be awarded and the best models shall be selected for Exhibition.***
- ❖ *Parents are requested to help their wards to complete the homework under their guidance.*
- ❖ *Holiday's homework should be submitted positively by **6<sup>th</sup> July 2026***

***The School also desires you to adhere to the following guidelines for a fulfilling break:***

1. *Wake up early in the morning.*
2. *Follow a Fitness Routine. Do easy exercises / go for running/walk with your parents early in the morning.*
3. *Indulge yourself in Sports and Games.*
4. *Study well.*
5. *Maintain Good Health and Hygiene.*
6. *Stay indoors and in shaded places as much as possible.*
7. *Use an umbrella / hat / cap when outside.*
8. *Drink enough water and salted drinks (lemonade, fruit juices, ORS) frequently. Avoid junk food & eat healthy homemade food.*
9. *Respect & obey your elders.*

### **Suggestion For Parents**

- \* *Make sure that you spend quality time with your ward.*
- \* *Giving them small responsibility in household chores will make them independent.*
- \* *Teach them the importance of moral values in life. Remember the four magic words ....PLEASE, THANK YOU, SORRY and EXCUSE ME. Help them to make these a part of their personality.*
- \* *Indulge yourself in various games with them.*
- \* *Read out any one Hindi/ English short story every day.*
- \* *Encourage them to converse in English at home.*



Enjoy, Fun &  
**Enriching**  
activities all  
through the break!





# EMBELLISHING SKILLS



**BOOK**

**READING**





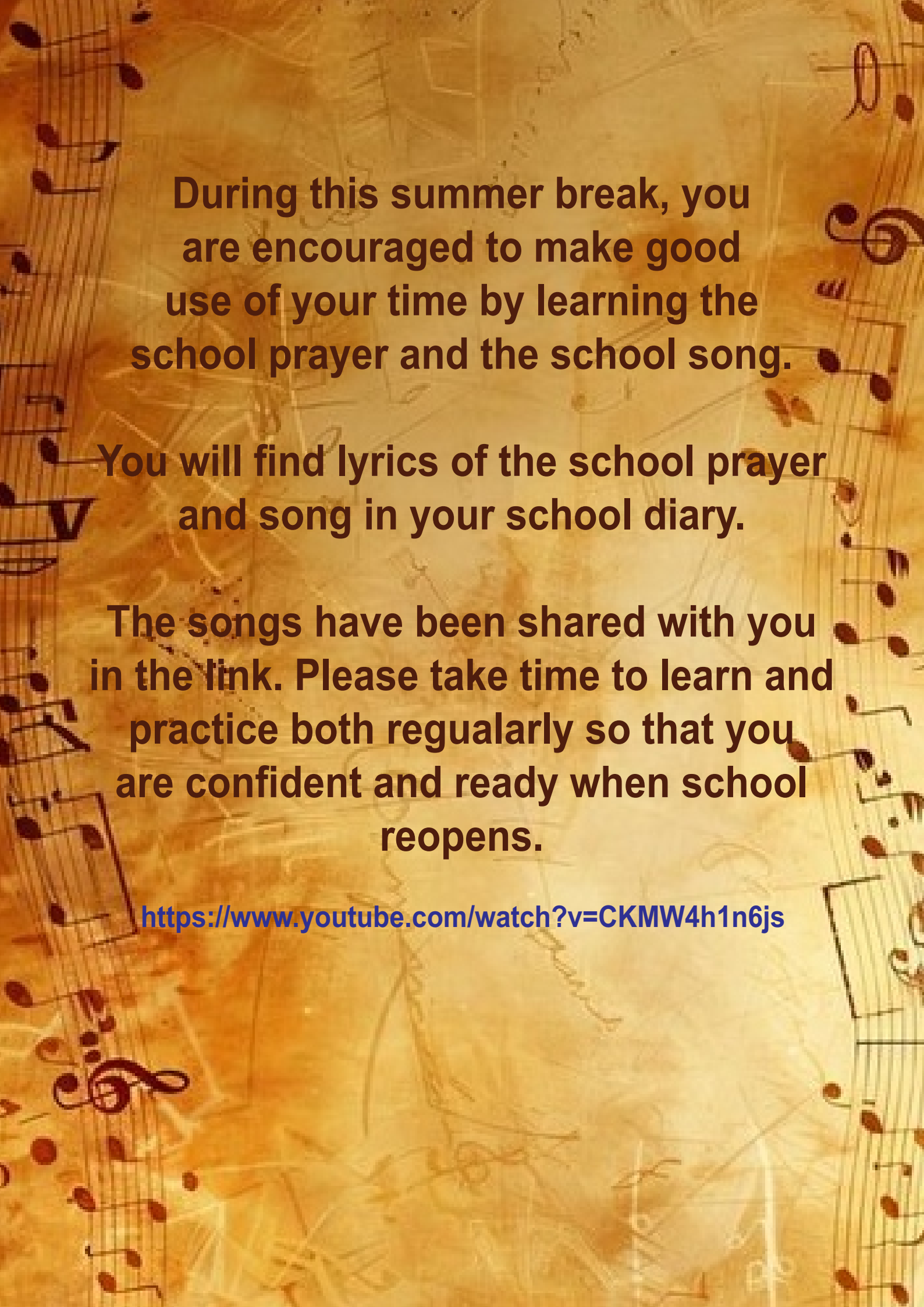
*Click The links below to read:*

**SUDHA MURTY**  
**The Magic of the Lost Temple**

<https://www.youtube.com/watch?v=QT1WOpIfHIQ>

**GULLIVER'S TRAVELS**

<https://www.youtube.com/watch?v=fiCMKLg3SxM>



**During this summer break, you are encouraged to make good use of your time by learning the school prayer and the school song.**

**You will find lyrics of the school prayer and song in your school diary.**

**The songs have been shared with you in the link. Please take time to learn and practice both regularly so that you are confident and ready when school reopens.**

<https://www.youtube.com/watch?v=ATqpMqcSwAw>

# Mirror Talks- Speak & Reflect



Each day, the child will stand in front of a mirror and speak for one minute on a topic of his/her choice while observing himself/herself, smiling, and speaking clearly. After the talk, he/she will write a simple sentence in his/her mirror journal summarizing what he/she said. Click on the link below for the details of the activity.

# Manner-A-Table



Watch the given video and  
practice the table manners at home.

Record your video of practicing the same.

# Folding Clothes



## Try It Out! What to do:

1. Choose 4-5 items, including tricky ones like a shirt or jeans.
2. Learn folding techniques by observing an adult or using a video tutorial.
3. Practice folding weekly and try helping others too.
4. Create a collage or step-by-step guide of your folding process. Paste or bring it after the holidays.
5. Write a short paragraph on what you learned and how it made you feel. Ex. : "This task taught me discipline and helped me support my family in small ways."

# **SORT & KNOT**



- Learn How to tie your shoe lace.
- Arrange your book shelf and bag  
(According to the class time table)

# Arrange Your Wardrobe



Learn to arrange your wardrobes. Children learn to organize their wardrobes by sorting cloths by type, season, or colour while creating a neat, accessible space.

## Summer Assignment

Subject : English

Name \_\_\_\_\_ Roll No: \_\_\_\_\_ Class & Sec \_\_\_\_\_

---

### PART – A

- Revise all the work done in the class.
- Write 20 pages of cursive writing neatly
- Learn and write 15 new words with meanings every week.
- Practice one page of dictation twice a week.
- Write creative paragraphs (12–15 lines) on the following topics:
  - 1.My Favourite Festival
  - 2.If I Were a Bird

### READING ACTIVITY

- Read one English storybook or comic book during the holidays.  
Write:
  - 1.Name of the story
  - 2.Main characters
  - 3.Moral of the story

### PART-B

Make a chart paper according to your roll no

- Birds around us  
paste bird pictures and write 3 facts about each.( Roll no. 1 to 14)
- Part of speech garden ( Roll No.15 Onwards)  
Make flowers for nouns , pronouns, verbs and adjectives etc.

**Subject: English** **Date:** \_\_\_\_\_  
**Name:** \_\_\_\_\_ **Class IV/Sec:** \_\_\_\_\_ **Roll No.:** \_\_\_\_\_

=====

**Q1. Read the passage and answer the following questions.**

Rina had a small garden behind her house. She planted red roses, yellow sunflowers, and pink lilies. Every morning, she watered the plants and talked to them softly. The butterflies loved to visit her garden. Rina felt very happy when she saw new flowers blooming. One day, a little rabbit came into her garden. It nibbled on some green leaves. Rina smiled and gave the rabbit a carrot. From that day, the rabbit visited her garden every morning.

1. Where was Rina's garden?

\_\_\_\_\_

2. Name two types of flowers that Rina planted.

\_\_\_\_\_

3. Find the word in the passage that means the same as 'growing'.

\_\_\_\_\_

4. Write the opposite of the word 'small' from the passage.

\_\_\_\_\_

**Q2. Circle the pronouns in the following sentences.**

1. She is reading a storybook.
2. They are playing in the park.
3. I love to eat mangoes.
4. He is my best friend.
5. We went to the zoo yesterday.

**Q3. Replace the underlined words with the correct pronouns and rewrite the sentences.**

1. Ravi and Sita are in the classroom.

\_\_\_\_\_

2. The cat is sleeping under the table.

\_\_\_\_\_

3. My father and I will go to the market.

\_\_\_\_\_

**Q4. Fill in the blanks with the correct form of the verb given in the bracket.**

1. He \_\_\_\_\_ (go/goes) to school every day.
2. I \_\_\_\_\_ (like/likes) to dance.
3. The sun \_\_\_\_\_ (shine/shines) brightly.
4. We \_\_\_\_\_ (play/plays) football on Sundays.
5. She \_\_\_\_\_ (eat/eats) an apple every morning.
6. My brother \_\_\_\_\_ (help/helps) me with my homework.
7. Birds \_\_\_\_\_ (fly/flies) in the sky.
8. Rina \_\_\_\_\_ (sing/sings) sweetly.
9. You \_\_\_\_\_ (look/looks) happy today.
10. The dog \_\_\_\_\_ (bark/barks) at strangers.

**Q5. Choose the correct form of verb and fill in the blank.**

1. She \_\_\_\_\_ (dance/danced) at the party.
2. We \_\_\_\_\_ (visit/visited) the museum last week.
3. He \_\_\_\_\_ (paint/painted) a beautiful picture.
4. They \_\_\_\_\_ (watch/watched) a movie yesterday.
5. I \_\_\_\_\_ (jump/jumped) over the puddle.
6. Mother \_\_\_\_\_ (cook/cooked) delicious food.
7. The baby \_\_\_\_\_ (cry/cried) loudly.
8. The teacher \_\_\_\_\_ (ask/asked) a question.
9. The dog \_\_\_\_\_ (bark/barked) at the stranger.
10. She \_\_\_\_\_ (open/opened) the window.

**Q6. Fill in the blanks with has, have or had.**

1. She \_\_\_\_\_ a red bicycle.
2. They \_\_\_\_\_ many toys at home.
3. I \_\_\_\_\_ breakfast before I went to school.
4. My friend \_\_\_\_\_ a cute puppy.
5. We \_\_\_\_\_ a holiday last week.
6. The bird \_\_\_\_\_ a nest in the tree.
7. You \_\_\_\_\_ a big smile on your face.
8. He \_\_\_\_\_ fever yesterday.
9. I \_\_\_\_\_ a new book now.
10. The boys \_\_\_\_\_ a football match yesterday.



## Summer Assignment

Subject : EVS

Name \_\_\_\_\_ Roll No: \_\_\_\_\_ Class & Sec \_\_\_\_\_

---

### Part - A

Learn the syllabus done in class.

Complete your pending work

### Part - B

Make a beautiful model as per your Roll No.-

Roll No. 1 to 20 Make a dustbin by using waste material.

Roll No. 21 onwards Make a handmade first aid kit



**Subject: EVS**

**Date:** \_\_\_\_\_

**Name:** \_\_\_\_\_

**Class IV/Sec:** \_\_\_\_\_

**Roll No.** \_\_\_\_\_

=====

**Q1. Name any two games / sport that your grandparents played as kids.**

Ans. a) \_\_\_\_\_ b) \_\_\_\_\_

**Q2. Name two indoor games that you like to play with your friends.**

Ans. I like to play \_\_\_\_\_ and \_\_\_\_\_ with my friends.

**Q3. Answer in one word.**

- a) A sport that uses a net, a racket, and a shuttlecock. \_\_\_\_\_
- b) Number of players in a cricket team. \_\_\_\_\_
- c) Other name for football. \_\_\_\_\_
- d) Official dress colour of the Indian cricket team. \_\_\_\_\_
- e) A sport that is played with a table, rackets, and a small ball. \_\_\_\_\_
- f) A sport known as the sport of kings. \_\_\_\_\_

**Q4. Find and circle the names of ten birds in the grid.**

R	T	U	H	T	W	C	R	A	N	E
A	P	A	R	R	O	T	F	D	B	I
H	G	S	Q	Z	O	W	G	H	J	K
A	H	E	N	L	D	O	T	E	E	S
W	U	A	C	S	P	A	R	R	O	W
K	C	G	U	H	E	M	G	O	I	A
T	R	L	D	U	C	K	A	N	E	L
H	O	E	E	J	K	O	Q	F	M	L
K	W	B	D	L	E	P	D	R	U	O
V	U	L	T	U	R	E	U	W	I	W







## Summer Assignment

Subject : Mathematics

Name \_\_\_\_\_ Roll No: \_\_\_\_\_ Class & Sec \_\_\_\_\_

---

- Revise all the work done in the class.

### PART-A

To be done in separate notebook for Holiday Homework.

- Learn and write tables 2 to 20
- Write 1 to 100 Roman numbers.

### PART-B

#### CHART

- Make a beautiful chart as per your Roll No.
1. Roll No. 1 to 13 Properties of Addition with examples.
  2. Roll No. 11 to 26 → Properties of Subtraction with examples.
  3. Roll No. 27-36 onwards → Properties of Multiplication with examples.

Class : IV

Holiday Home Work

Subject : Maths

---

Chapter 1: Large Numbers

Q1. Write the number names:

1. 4,567
2. 23,456
3. 78,901
4. 1,25,678
5. 9,08,765

Q2. Write the numerals:

1. Forty-five thousand six hundred seventy-eight
2. Ninety thousand one hundred twenty-three
3. One lakh twenty thousand five hundred
4. Seven lakh eight thousand nine hundred
5. Three lakh forty-five thousand six hundred seventy

Q 3. Arrange in ascending order:

1. 45,678 ; 34,567 ; 56,789 ; 23,456
2. 1,23,456 ; 98,765 ; 2,34,567 ; 87,654

Q 4. Arrange in descending order:

1. 56,789 ; 67,890 ; 45,678 ; 78,901
2. 3,45,678 ; 2,34,567 ; 4,56,789 ; 1,23,456

Q 5. Write the place value of the underlined digit:

1. 45,678
2. 3,45,678
3. 78,901
4. 5,67,890

5. 1,23,456

## Chapter 2: Addition and Subtraction

Q1. Add:

1.  $4,567 + 3,456$

2.  $23,456 + 12,345$

3.  $45,678 + 23,456$

4.  $1,23,456 + 2,34,567$

5.  $78,901 + 11,099$

Q 2. Subtract:

1.  $8,765 - 4,321$

2.  $56,789 - 23,456$

3.  $90,000 - 45,678$

4.  $2,34,567 - 1,23,456$

5.  $7,89,000 - 4,56,789$

Q3. Solve the word problems:

1. A toy shop sold 23,456 toys in January and 12,345 toys in February. How many toys were sold in total?

2. A school library had 56,789 books. 12,345 books were borrowed. How many books are left?

3. Riya collected ₹4,567 and her brother collected ₹3,456. Find the total amount.

4. A farmer harvested 78,900 mangoes and sold 45,678 mangoes. How many mangoes are left?

## Chapter 3: Multiplication and Division

Q 1. Multiply:

1.  $234 \times 2$

2.  $456 \times 3$

3.  $678 \times 4$

4.  $1,234 \times 5$

5.  $2,345 \times 6$

Q 2. Divide:

1.  $4,560 \div 2$

2.  $9,876 \div 3$

3.  $8,400 \div 4$

4.  $7,560 \div 5$

5.  $6,480 \div 6$

Q 3. Fill in the blanks:

1.  $25 \times \underline{\quad} = 250$

2.  $\underline{\quad} \div 4 = 20$

3.  $12 \times 5 = \underline{\quad}$

4.  $72 \div 8 = \underline{\quad}$

5.  $100 \div \underline{\quad} = 25$

Q4. Solve the word problems:

1. One packet has 12 biscuits. How many biscuits are there in 15 packets?
2. 4,800 chocolates are shared equally among 6 children. How many chocolates does each child get?
3. A shopkeeper packed 24 pencils in one box. How many pencils are there in 18 boxes?
4. A farmer packed 9,000 oranges equally into 9 baskets. How many oranges are in each basket?

Activity Work

1. Make a colourful A4 chart of the Indian Place Value System.
2. Learn and write tables from 2 to 20.

★ Do all work neatly in your maths holiday homework notebook.

## Summer Assignment

Subject : Hindi

Name \_\_\_\_\_ Roll No: \_\_\_\_\_ Class & Sec \_\_\_\_\_

हिंदी

भाग - क

• कक्षा में कराए गए सम्पूर्ण कार्य की पुनरावृत्ति करें।

To be done in separate notebook for Holiday Homework.

1. 15 पृष्ठ सुलेख के लिखें। अक्षरों की बनावट सही होनी चाहिए।
2. निम्नलिखित विषयों पर सुगानात्मक लेख लिखें व याद करें :-

(क) खेलों का महत्व

(ख) समय का महत्व

भाग - ख

सभी छात्र अपने अनुक्रमांक अनुसार चार्ट बनायें :-

1. Roll No. [1-10](#) → अशोक स्तम्भ : विषय से संबंधित चार्ट बनाएं और चित्र भी चिपकाएँ।
2. Roll No. [11-20](#) → एक चार्ट पर वृक्ष का चित्र बनाकर उस पर वर्ण के भेदों को दर्शाएँ।
3. Roll No. 21-30 → रहीम जी का चित्र चिपकाकर उनके 5 दोहे एक चार्ट पर लिखें और उनको व्याख्या सहित याद करें।
4. Roll No. 31-38 → एक चार्ट पर संज्ञा व उसके भेदों को दर्शाएँ।

# रोमेमर इंटरनेशनल स्कूल

श्रीमकालीन आवकाश गृहकार्य

कक्षा - 4 (हिंदी)

खण्ड - अ

प्रश्न - 1 काव्यांश पदकर प्रश्नों के उत्तर लिखिए -

तुम्हारी कैसी कह दूँ चंदा  
में अपना मामा?  
तेहरादून में रहते हैं जो  
हैं मेरे मामा।  
तुम न तो मम्मी के भाई  
न नानी के बेटे,  
देखा करते हैं हम तुमको  
छत पर लेट-लेटे।

(क) मामा कहाँ रहते हैं?

(ख) मामा कौन होते हैं?

(ग) काव्यांश में चाँद को कहाँ से देखने की बात हो रही है?

(घ) चंदा का दो समानार्थी शब्द लिखिए।

प्रश्न - 2 पाठांश पदकर प्रश्नों के उत्तर लिखिए -

एक दिन शाम को खूब तेज हवा चली। आँधी आई। अनार डर के मारे काँपने लगा। वह समझ गया कि आज तो पेड़ से टूटकर जरूर गिरेगा। क्योंकि अनार पक चुका था। बड़ा और भारी हो गया था। अनार बार-बार इधर-उधर देखता। अनार आँधी से अपनी रक्षा नहीं कर सकता। जाल से टक्कर नीचे गिर गया। आँधी इतनी तेज थी कि अनार लुढ़कता हुआ एक झाड़ी के पास जा रुका। वहाँ पड़े एक पत्थर से सत्ताकर बैठ गया। बैठे-बैठे मन-ही-मन अफसोस कर रहा था कि वह कुटकुट से शायद ही मिल पाएगा।

(क) अनार डर के मारे क्यों काँपने लगा? \_\_\_\_\_

(ख) अनार पेड़ से टूटकर कहाँ गिरा? \_\_\_\_\_

(ग) अनार किस बात का अफसोस कर रहा था? \_\_\_\_\_

(घ) पाठांश में से 'ब' वण वाले शब्द चुनकर लिखिए। \_\_\_\_\_

खण्ड - ब

प्रश्न - 3 अपनी पसंदीदा किसी खाद्य व्यंजन बनाने की विधि अपने माता जी की मदद से लिखें।

और सीक्वेंस चेक कीजिए -

व्यंजन का नाम - \_\_\_\_\_

सामग्री - \_\_\_\_\_

बनाने की विधि (क्रमवार) -

1. \_\_\_\_\_
2. \_\_\_\_\_
3. \_\_\_\_\_
4. \_\_\_\_\_
5. \_\_\_\_\_



सीक्वेंस चेक - क्या दिए गए क्रम में व्यंजन बनाना सही होगा? हाँ / नहीं

खण्ड - स

प्रश्न - 5 2 दिनों की छुट्टी के लिए प्रधानाचार्य जी को प्रार्थना पत्र लिखिए।

---

---

---

---

---

---

---

---

---

---

---

---

खण्ड - द

प्रश्न - 4 निम्नलिखित शब्दों के विलोम शब्द लिखिए -

- |                   |                     |
|-------------------|---------------------|
| 1. मानव - _____   | 6. नागरिक - _____   |
| 2. स्वामी - _____ | 7. मित्र - _____    |
| 3. रति - _____    | 8. दुर्जन - _____   |
| 4. वर्षा - _____  | 9. जीवन - _____     |
| 5. लेखक - _____   | 10. धनवान - _____   |
|                   | 11. वीर - _____     |
|                   | 12. शिक्षित - _____ |

प्रश्न 5. पर्यावरण को प्रदूषण मुक्त बनाने के लिए पांच सुझाव लिखिए:

---

---

---

---

---

---

---

---



## Summer Assignment

Subject : Computer

Name \_\_\_\_\_ Roll No: \_\_\_\_\_ Class & Sec \_\_\_\_\_

---

### Part A

- Complete your pending work
- Learn all the work done in class

### Part B (Chart)

Make chart paper according to your roll on.

1- 15 (draw 2 input device on A4 sheet)

16- onwards (draw 2 output device on A4 sheet )



Class : V

Holiday Home Work

Subject : Computer

---

**Q.1 Fill in the Blanks**

- 1.The physical parts of a computer are called \_\_\_\_\_.
- 2.\_\_\_\_\_ software helps us to draw pictures.
- 3.A computer follows a set of instructions called a \_\_\_\_\_.
- 4.\_\_\_\_\_ memory stores data permanently.
- 5.The CPU has three units – ALU, CU and \_\_\_\_\_.

**Q.2 Write the Full Forms**

- 1.CPU → \_\_\_\_\_
- 2.ALU → \_\_\_\_\_
- 3.CU → \_\_\_\_\_
- 4.USB → \_\_\_\_\_
- 5.WWW → \_\_\_\_\_
- 6.PDF → \_\_\_\_\_
- 7.LAN → \_\_\_\_\_

**Q.3 –Multiple Choice Questions**

1.Which of the following is system software?

- MS Paint
- Windows
- Calculator

2.Which memory is temporary?

- ROM
- Hard Disk
- RAM

3.Which device is used to scan documents?

- Scanner
- Speaker
- Joystick

4.Which of the following is not an input device?

- Keyboard
- Mouse
- Monitor

5.Which key is used to erase letters on the left side of the cursor?

- Enter Key
- Backspace Key
- Shift Key

#### Q. 4 Match the Following

##### Column A

RAM  
ROM  
Scanner  
Printer  
Internet

##### Column B

Temporary memory  
Permanent memory  
Copies images/documents  
Produces hard copy  
Global network

#### Q.5 Answer the Following Questions

1.What is hardware and software?

\_\_\_\_\_

2.What is the difference between RAM and ROM?

\_\_\_\_\_

3.What are input and output devices? Give two examples of each.

\_\_\_\_\_

4.What is the use of the Internet?

\_\_\_\_\_

#### Q.6. True or False

1.ROM loses data when the computer is switched off. \_\_\_\_\_

2.MS Word is used for typing documents. \_\_\_\_\_

3.A monitor is an input device. \_\_\_\_\_

4.The CPU is known as the brain of the computer. \_\_\_\_\_

5.The Internet helps us to share information worldwide \_\_\_\_\_

## Q.6 Application Based Questions

1. Which device will you use to:

- Listen to music? \_\_\_\_\_
- Type homework? \_\_\_\_\_
- Print a project? \_\_\_\_\_
- Draw pictures on a computer? \_\_\_\_\_

2. Write any three rules for the computer lab.