



Romex
INTERNATIONAL SCHOOL



HOLIDAY

Homework

Learn • Explore • Enjoy

Make your holidays
meaningful and fun
with learning,
creativity and kindness.



WISHING YOU A HAPPY
AND SAFE HOLIDAY!



General Instructions

Do the Holidays Homework neatly & in legible handwriting.

- ❖ *Apart from the Holidays Homework also help your ward to revise the syllabus done in the Class for all the subjects till date.*
- ❖ *Kindly prepare a beautiful folder for the holiday homework, decorate and label it well (refer to the sample pic).*
- ❖ ***Best 3 Holidays Homework per section shall be awarded and the best models shall be selected for Exhibition.***
- ❖ *Parents are requested to help their wards to complete the homework under their guidance.*
- ❖ *Holiday's homework should be submitted positively by 6th July 2026*

The School also desires you to adhere to the following guidelines for a fulfilling break:

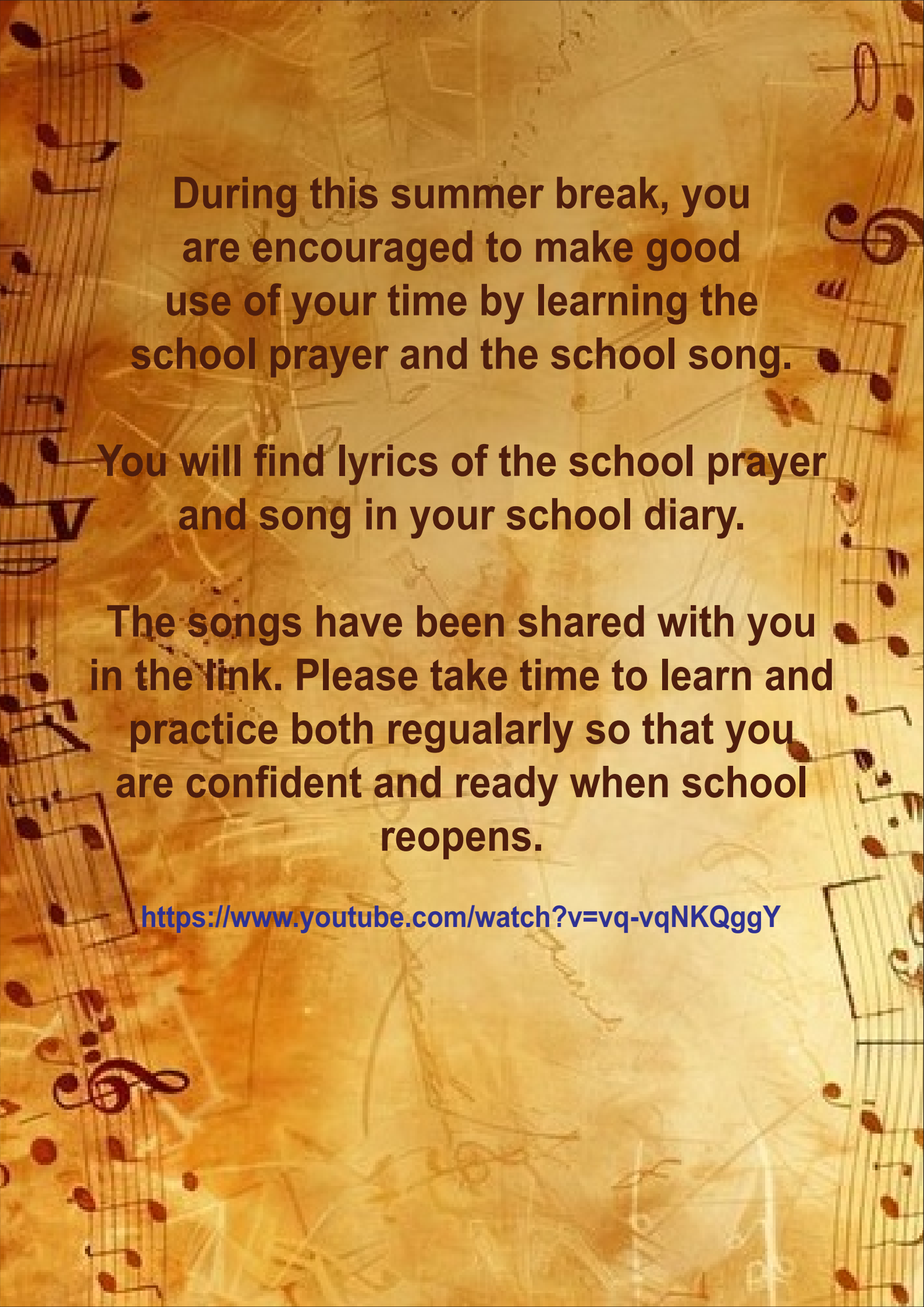
- 1. Wake up early in the morning.*
- 2. Follow a Fitness Routine. Do easy exercises / go for running/walk with your parents early in the morning.*
- 3. Indulge yourself in Sports and Games.*
- 4. Study well.*
- 5. Maintain Good Health and Hygiene.*
- 6. Stay indoors and in shaded places as much as possible.*
- 7. Use an umbrella / hat / cap when outside.*
- 8. Drink enough water and salted drinks (lemonade, fruit juices, ORS) frequently. Avoid junk food & eat healthy homemade food.*
- 9. Respect & obey your elders.*

Suggestion For Parents

- * Make sure that you spend quality time with your ward.*
- * Giving them small responsibility in household chores will make them independent.*
- * Teach them the importance of moral values in life. Remember the four magic words....PLEASE, THANK YOU, SORRY and EXCUSE ME. Help them to make these a part of their personality.*
- * Indulge yourself in various games with them.*
- * Read out any one Hindi/ English short story every day.*
- * Encourage them to converse in English at home.*



Enjoy, Fun &
Enriching
activities all
through the break!



During this summer break, you are encouraged to make good use of your time by learning the school prayer and the school song.

You will find lyrics of the school prayer and song in your school diary.

The songs have been shared with you in the link. Please take time to learn and practice both regularly so that you are confident and ready when school reopens.

<https://www.youtube.com/watch?v=vq-vqNKQggY>

Manner-A-Table



Watch the given video and
practice the table manners at home.

Record your video of practicing the same.

Folding Clothes



Try It Out! What to do:

1. Choose 4-5 items, including tricky ones like a shirt or jeans.
2. Learn folding techniques by observing an adult or using a video tutorial.
3. Practice folding weekly and try helping others too.
4. Create a collage or step-by-step guide of your folding process. Paste or bring it after the holidays.
5. Write a short paragraph on what you learned and how it made you feel. Ex. : "This task taught me discipline and helped me support my family in small ways."

SORT & KNOT



- Learn How to tie your shoe lace.
- Arrange your book shelf and bag
(According to the class time table)

A decorative gold frame with ornate scrollwork surrounds a red rectangular area. The word "Assignment" is written in white, bold, sans-serif font in the center of the red area. The background is a light blue sky with white clouds, hot air balloons, a paper airplane, and various school-related icons like pencils and lightbulbs.

Assignment



Project

1. Use Earbuds and make A to Z capital letter on Chart paper
2. Make beautiful days name wall hanging for your class room

★ Write A to Z without help and get a star!



A large rectangular area enclosed by a dashed purple border, containing ten sets of horizontal writing lines. Each set consists of a solid top line, a dashed middle line, and a solid bottom line.



Parent's Signature:



Teacher's Remark:



3. FILL IN THE MISSING LETTERS

A

C

D

F

G

I

J

L

M

O

4. MATCH CAPITAL WITH SMALL LETTERS

A

e

B

d

C

a

D

b

E

c

F

g

G

f

1. TRACE AND PRACTICE

Trace and write neatly:

Aa → _____
Bb → _____
Cc → _____
Dd → _____
Ee → _____




(Complete A to Z in notebook)

2. CIRCLE THE CORRECT LETTER


A B C  (Apple)


D E F  (Dog)

G H I  (Ice cream)




17. HOW DO YOU FEEL?

 Circle your feeling:



18. SPEAKING PRACTICE

 My name is _____

 I study in
LKG

 I like





बीच का अक्षर लिखो



अ _____ इ

उ _____ ऋ

आ _____ ई

ऊ _____ ए

इ _____ उ

ऋ _____ ऐ

ई _____ ऊ

ए _____ ओ

ऋ _____ ए

ऐ _____ औ

ऐ _____ ओ

ओ _____ अं





स्वरों की लिखकर माला बनाएं



अ

आ

अः

इ

अं

ई

ओ

उ


औ

ऋ

ऐ


ए

अ से अः तक लिखो





फल और सब्जी को उनके सही टोकरी से मिलम करे ।





WEATHER



★ Circle the object related to weather. ★





Healthy or Unhealthy



Directions: Cut out the images and place them in the appropriate box.



Healthy Food



Unhealthy Food



Grapes



Ice cream



Apple



Burger



Carrot



Pizza



Cake



Cabbage

How Many?

I have



ears

I have



mouth

I have



eyes

I have



arms

I have



nose

I have



legs

I have



fingers

I have



toes



Body Parts



Identify and match the body parts



eyes



nose



leg



hand



arm



ear



mouth



foot


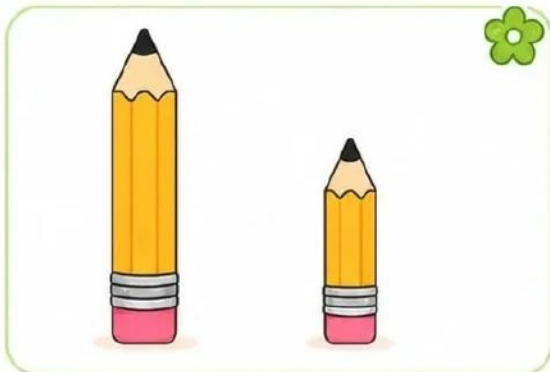





Tall and Short



Circle the **Tallest** picture.





BIG & SMALL



Color Big object with red and Small with blue.







Number Practice



1 Write numbers 1 to 10 daily.



2 Count objects at home like toys, fruits, pencils, etc.





3 Learn number names 1 to 5.



COUNT AND MATCH



Count the flowers and match with the correct number.



1

5

3

2

4



EASY CONNECT THE DOTS AND COLOR

- 1 ●
- 2 ●
- 3 ●
- 4 ●
- 5 ●
- 6 ●
- 7 ●
- 8 ●
- 9 ●
- 10 ●

