



Romex
INTERNATIONAL SCHOOL



HOLIDAY

Homework

Learn • Explore • Enjoy

Make your holidays
meaningful and fun
with learning,
creativity and kindness.



WISHING YOU A HAPPY
AND SAFE HOLIDAY!



General Instructions

Do the Holidays Homework neatly & in legible handwriting.

- ❖ *Apart from the Holidays Homework also help your ward to revise the syllabus done in the Class for all the subjects till date.*
- ❖ *Kindly prepare a beautiful folder for the holiday homework, decorate and label it well (refer to the sample pic).*
- ❖ ***Best 3 Holidays Homework per section shall be awarded and the best models shall be selected for Exhibition.***
- ❖ *Parents are requested to help their wards to complete the homework under their guidance.*
- ❖ *Holiday's homework should be submitted positively by 6th July 2026*

The School also desires you to adhere to the following guidelines for a fulfilling break:

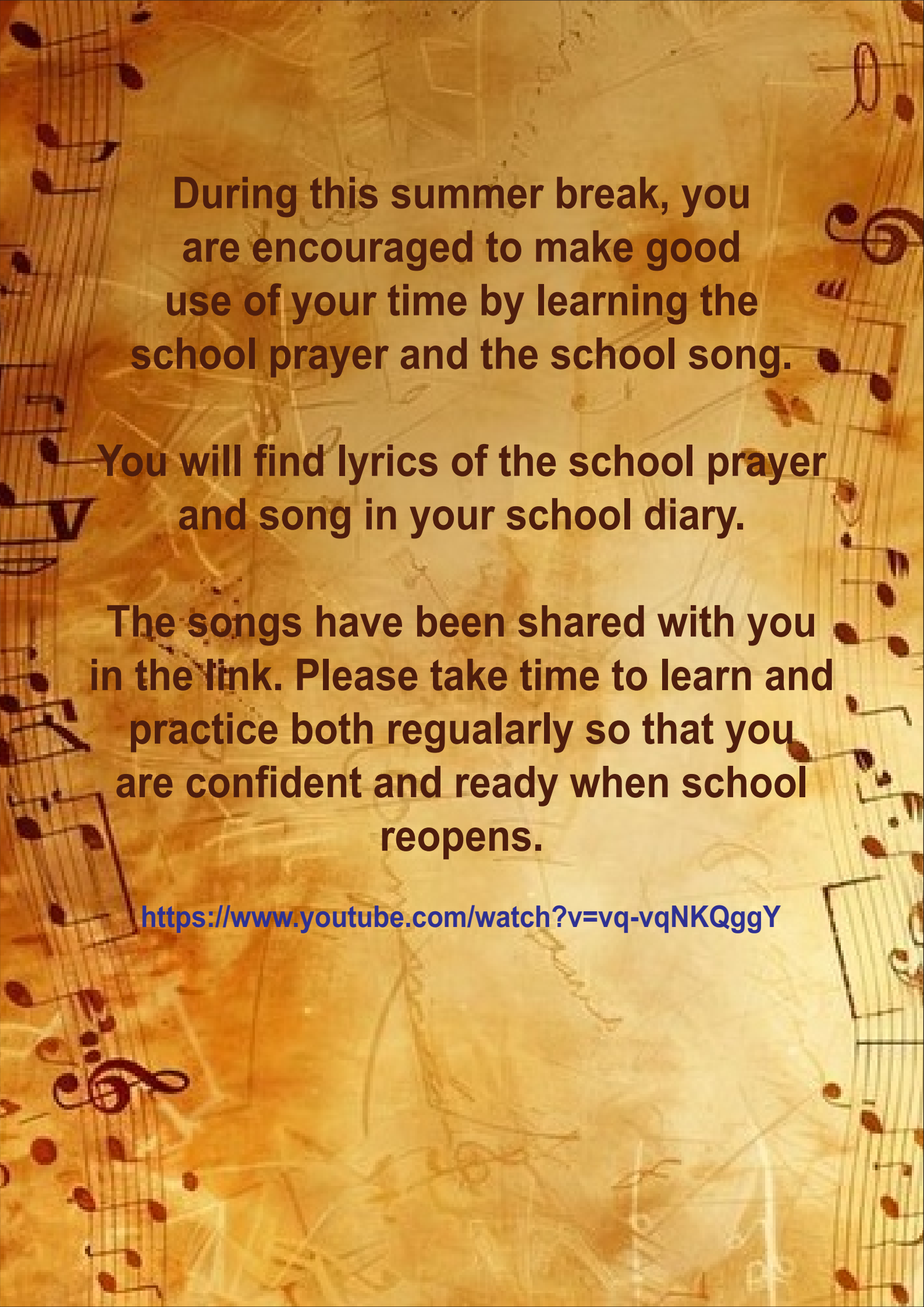
1. *Wake up early in the morning.*
2. *Follow a Fitness Routine. Do easy exercises / go for running/walk with your parents early in the morning.*
3. *Indulge yourself in Sports and Games.*
4. *Study well.*
5. *Maintain Good Health and Hygiene.*
6. *Stay indoors and in shaded places as much as possible.*
7. *Use an umbrella / hat / cap when outside.*
8. *Drink enough water and salted drinks (lemonade, fruit juices, ORS) frequently. Avoid junk food & eat healthy homemade food.*
9. *Respect & obey your elders.*

Suggestion For Parents

- * *Make sure that you spend quality time with your ward.*
- * *Giving them small responsibility in household chores will make them independent.*
- * *Teach them the importance of moral values in life. Remember the four magic words....PLEASE, THANK YOU, SORRY and EXCUSE ME. Help them to make these a part of their personality.*
- * *Indulge yourself in various games with them.*
- * *Read out any one Hindi/ English short story every day.*
- * *Encourage them to converse in English at home.*



Enjoy, Fun &
Enriching
activities all
through the break!



During this summer break, you are encouraged to make good use of your time by learning the school prayer and the school song.

You will find lyrics of the school prayer and song in your school diary.

The songs have been shared with you in the link. Please take time to learn and practice both regularly so that you are confident and ready when school reopens.

<https://www.youtube.com/watch?v=vq-vqNKQggY>

Manner-A-Table



Watch the given video and
practice the table manners at home.

Record your video of practicing the same.

Folding Clothes



Try It Out! What to do:

1. Choose 4-5 items, including tricky ones like a shirt or jeans.
2. Learn folding techniques by observing an adult or using a video tutorial.
3. Practice folding weekly and try helping others too.
4. Create a collage or step-by-step guide of your folding process. Paste or bring it after the holidays.
5. Write a short paragraph on what you learned and how it made you feel. Ex. : "This task taught me discipline and helped me support my family in small ways."

SORT & KNOT



- Learn How to tie your shoe lace.
- Arrange your book shelf and bag
(According to the class time table)

Project Work


Make this shapes project using ice cream sticks on an A4 sheet.

CAN YOU BUILD SQUARE?




Square

CAN YOU BUILD TRIANGLE?




Triangle

CAN YOU BUILD DIAMOND?



Diamond

CAN YOU BUILD PENTAGON?



Pentagon

Class – U.K.G
Drawing Worksheet

Name:- _____

Date:- _____

Q1. Colour the picture of unicorn.

Fairy Tales



Class – U.K.G
Drawing Worksheet

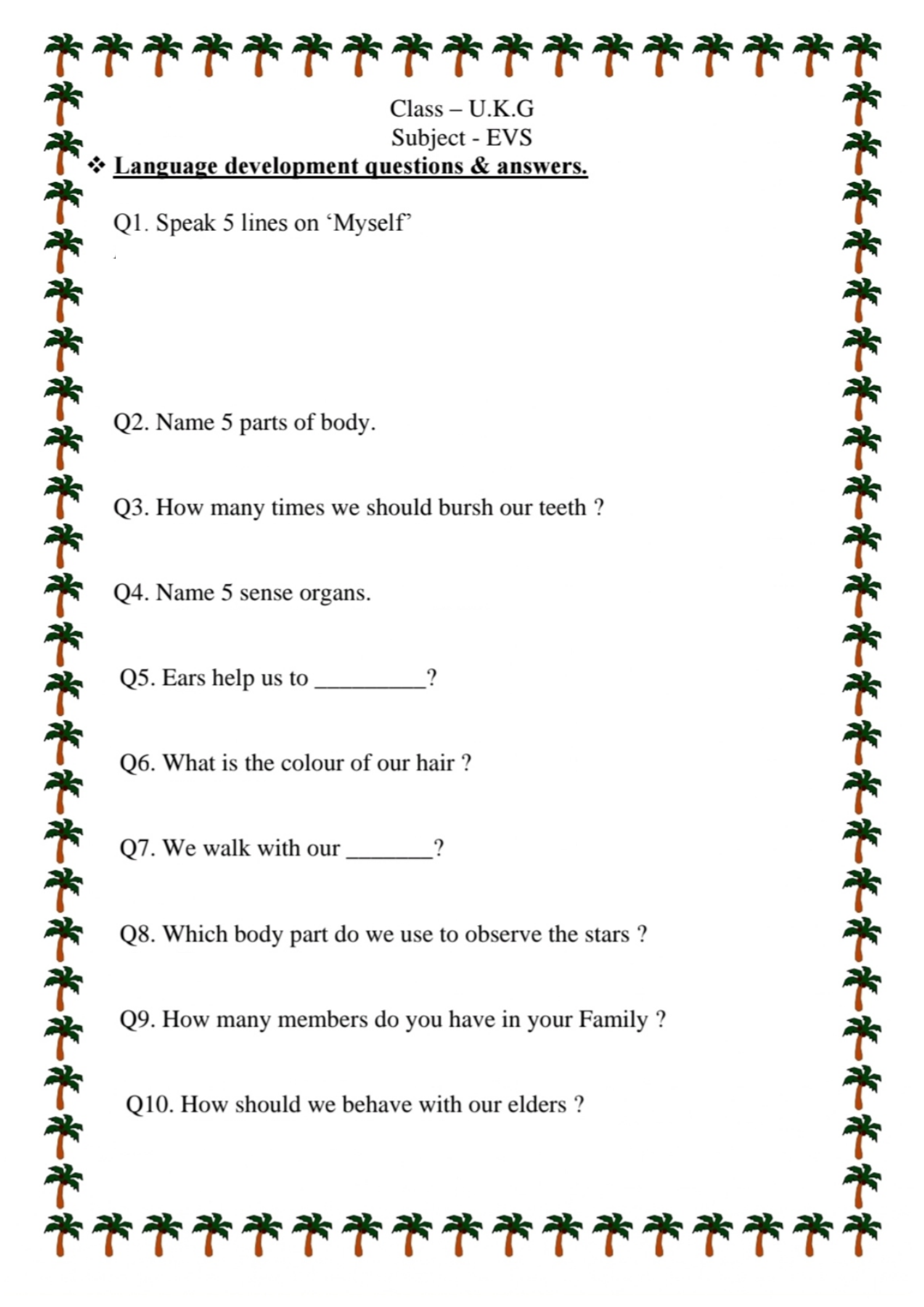
Name:- _____

Date:- _____

Q1. Colour the picture beautifully.

Summer special
dessert
Ice - Cream





Class – U.K.G

Subject - EVS

❖ **Language development questions & answers.**

Q1. Speak 5 lines on 'Myself'

Q2. Name 5 parts of body.

Q3. How many times we should bursh our teeth ?

Q4. Name 5 sense organs.

Q5. Ears help us to _____?

Q6. What is the colour of our hair ?

Q7. We walk with our _____?

Q8. Which body part do we use to observe the stars ?

Q9. How many members do you have in your Family ?

Q10. How should we behave with our elders ?

Name:- _____

Date:- _____

It is Summer.

Q1. Colour the pictures of things you eat and wear in the Summer season.



woolen cap



Sunglasses



Swimsuit



scarf



hot tea



ice-cream



hat



flip-flop

Class – U.K.G
EVS Worksheet

Name:- _____

Date:- _____



ALL ABOUT ME



1. My name is _____.

3 I am _____ years old.

2. I am a _____.

(Tick your correct gender)


Paste your photo here.



4 I study in _____.



5 My favourite colour is _____.



Colour the crayon with your favourite colour.

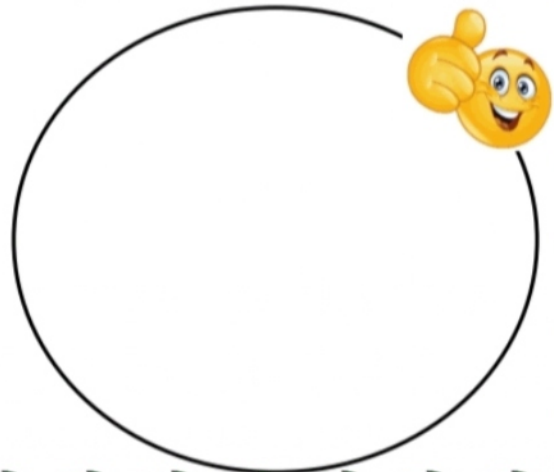
6 I love to eat _____.

(Draw your favourite fruit & colour it.)



7 My hobby is _____.

(Paste the picture of your hobby.)







Class – U.K.G
Maths Worksheet

Name:- _____

Date:- _____

Q1. Find & Write the missing numbers.



Class – U.K.G
Maths Worksheet

Name:- _____

Date:- _____

Q1. What comes after, before & in between.

Before	Between	After
_____ 29	33 _____ 35	17 _____
_____ 18	5 _____ 7	30 _____
_____ 36	21 _____ 23	9 _____
_____ 7	12 _____ 14	25 _____
_____ 25	19 _____ 21	11 _____
_____ 31	37 _____ 39	39 _____
_____ 1	7 _____ 9	3 _____
_____ 23	26 _____ 28	29 _____



कक्षा - यू.के.जी
हिन्दी कार्यपत्रिका

नाम :- _____


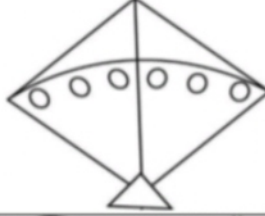
दिनांक :- _____

प्र.1 व्यंजन देखो और उसके सही चित्र में रंग भरो।

च




प



ज




र

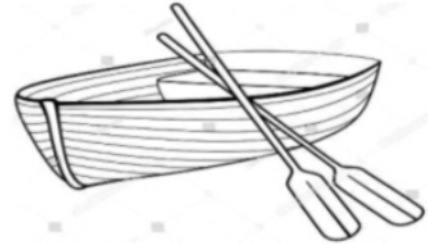


7 / 14

ल



न



ब



Note:- Learn phonic sounds it will help you in reading.

A	- ऐ	- APPLE	N	- न	- Nest
B	- ब	- Bat	O	- ओ	- Owl
C	- क	- Cat	P	- प	- Parrot
D	- ड	- Dog	Q	- क्व	- Queen
E	- ए	- Egg	R	- र	- Rat
F	- फ	- Fan	S	- स	- Sun
G	- ग	- Goat	T	- ट	- Tent
H	- ह	- Hen	U	- अ	- Umbrella
I	- इ	- Ice, Ink	V	- व	- Van
J	- ज	- Jug	W	- वाँ	- Web
K	- क	- Kangaroo	X	- क्स	- Box
L	- ल	- Lion	Y	- य	- Yak
M	- म	- Mango	Z	- ज़	- Zoo



Class – U.K.G
English Worksheet

Name:- _____

Date:- _____

Q1. Make two letter words with the help of given letters and write them in the box.

